

GREEN COVE SPRINGS POLICE DEPARTMENT

1001 Idlewild Avenue, Green Cove Springs, FL 32043



Reviewed/Approved By
Chief of Police

1/30/23

MEMORANDUM

TO: CHIEF J. GUZMAN
FROM: CMDR. S. HINES *SH*
SUBJECT: 2022 ANNUAL ADMINISTRATIVE USE OF FORCE REPORT
(CALEA 4.2.5)(4.1.2)(4.2.4)
DATE: JANUARY 27, 2023
CC:

The Green Cove Springs Police Department filed 11 Use of Force Reports in 2022 involving a total of 19 officers. All reports filed were found to be within departmental policy. An analysis was conducted of all reports with the following findings:

Analysis: A review of the LEFTA generated report reveals that force was used throughout the year with no more than two in any given month. Force was used throughout the ranks of personnel, most in the Operations Division (Patrol). No pattern of a single or group of officers using elevated force was determined.

The following statistics reference force was compiled in 2022:

Race:	Gender:	Age of Suspect:
White 50%	Male: 50%	10-20: 41.67%
Black 41.67%	Female: 50%	26-30: 25%
Other 8.33%		31-35: 16.67%
		>50: 16.67%

Officers sustained injury in 10.53% of during use of force incidents.

Recommendations: As all use of force incidents were within policy, there are no patterns of any officers using force inappropriately and the number of incidents are in line with previous reporting years (no spike), I do not recommend or see the need for any changes in our policy at this time.

Chief E.J. Guzman

GCSPD FORM A-20, Rev. 12/2021

City

City of Green Cove Springs

State

FL

Reason for use of force

Choose

Type Of Incident

Choose

Location Type

Choose

Lighting Condition

Choose

Weather Condition

Choose

Date Range:

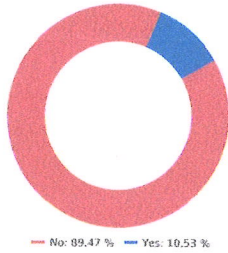
January 1, 2022 - December 31, 2022

Compare

Exclude Header

Generate


Officer Injured



No: 89.47 % Yes: 10.53 %

Enter a description of the statistical data point.

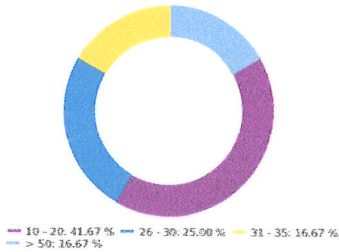
Suspect Gender



Female: 50.00 % Male: 50.00 %

Enter a description of the statistical data point.


Suspect Age



10 - 20: 41.67 % 26 - 30: 25.00 % 31 - 35: 16.67 %
> 50: 16.67 %

Enter a description of the statistical data point.

Suspect Race



White: 50.00 % Black: 41.67 % Other: 8.33 %

Enter a description of the statistical data point.